



Agency Snapshot

Select Filters: Zip Coalition
Zip Coalition 3 County
All

Overview

Prevention

Services

Demographic Breakdown, Zip Coalition 3, Indiana 2022

Summary

	Persons living with HIV	Retained to Care	Viral Suppression	Unmet Need
Zip Coalition 3	923	79%	71%	21%

Sex

Male	746	79%	72%	21%
Female	177	79%	70%	21%

Race

Black	234	76%	67%	24%
Hispanic	95	72%	66%	28%
White	504	82%	74%	18%
Other Race	90	76%	71%	24%

Age Group

<13		67%	67%	33%
13-24	37	84%	73%	16%
25-34	146	77%	64%	23%
35-44	171	78%	68%	22%
45-54	225	77%	71%	23%
55-64	239	81%	75%	19%
65+	102	81%	79%	19%

County of Residence

ADAMS	8	100%	100%	0%
ALLEN	698	77%	70%	23%
DEKALB	23	83%	70%	17%
HUNTINGTON	26	88%	81%	12%
KOSCIUSKO	44	82%	80%	18%
LAGRANGE	21	81%	81%	19%
NOBLE	26	92%	81%	8%
STEUBEN	25	80%	72%	20%
WABASH	14	86%	79%	14%
WELLS	15	67%	53%	33%
WHITLEY	23	91%	70%	9%

Notes: Persons living with HIV represents all persons ever diagnosed and reported with HIV and/or AIDS as of December 31, 2022, who are currently alive. Persons living with HIV represent persons living in Indiana as of December 31, 2022, regardless of whether the person was a resident of Indiana at time of initial diagnosis.

*Hispanic may be of any race. Other Race includes Asian, American Indian/ Native Alaskan, Hawaiian/Pacific Islander, and Mixed/Two or more races.

Counts <5 have been suppressed from view.

Source: Indiana Department of Health – Enhanced HIV/AIDS Reporting System (Ehars).



Indiana Zero is Possible Dashboard

Zip Coalition
Zip Coalition 3
Year
2022

New Diagnoses

Persons Living

Retained to Care

Viral Suppression

Zip Coalition 3 Newly Reported Cases of Diagnosed HIV/AIDS

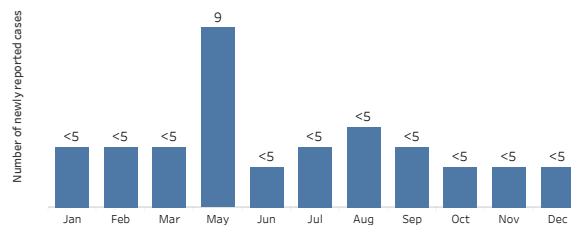
39

New HIV Diagnoses

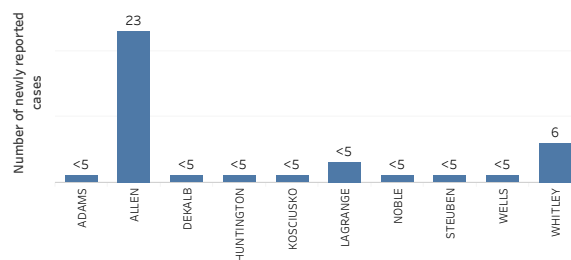
79%

Linked to Care in 30 Days

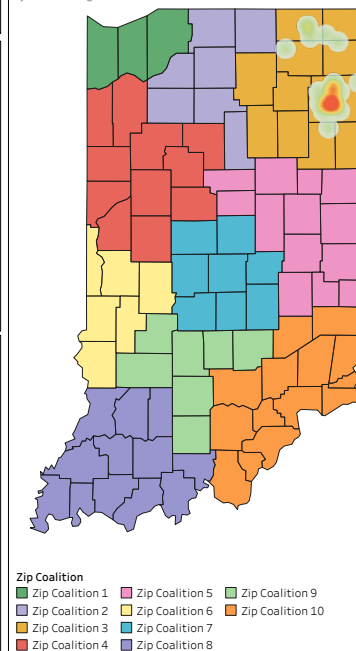
Zip Coalition 3 Newly Reported Cases of Diagnosed HIV/AIDS 2022 By Month of Diagnosis



Zip Coalition 3 Newly Reported Cases of Diagnosed HIV/AIDS 2022 By Zip Coalition



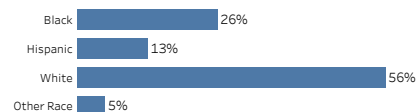
Newly Reported Cases of Diagnosed HIV/AIDS for 2022 By Year of Diagnosis



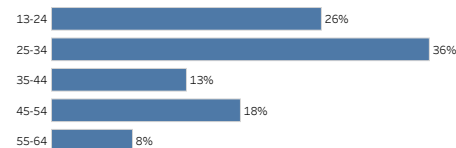
Zip Coalition 3 Newly Reported Diagnoses of HIV by Sex at Birth



Zip Coalition 3 Newly Reported Diagnoses of HIV by Race



Zip Coalition 3 Newly Reported Diagnoses of HIV by Age



Zip Coalition 3 Newly Reported Diagnoses of HIV by Risk Factor



Indiana Zero is Possible Dashboard

Zip Coalition
Zip Coalition 3

New Diagnoses

Persons Living

Retained to Care

Viral Suppression

Zip Coalition 3 Persons Living with Diagnosed HIV/AIDS

923

Persons Living with
HIV/AIDS

79%

Retained to HIV
Medical Care

71%

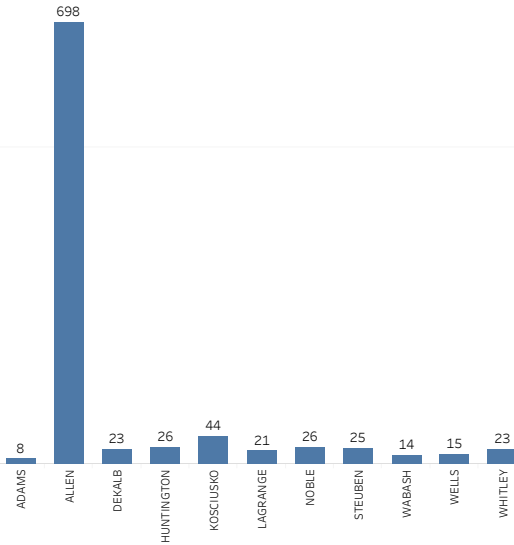
Virally Suppressed

21%

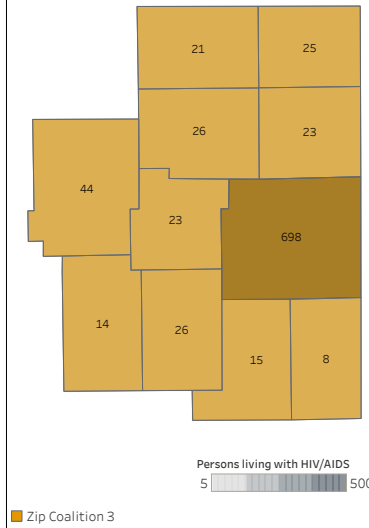
Unmet Need

Zip Coalition 3 Persons Living with Diagnosed HIV/AIDS

Number of Persons Living with HIV/AIDS



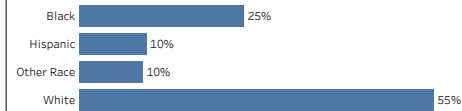
Zip Coalition 3 Persons Living with Diagnosed HIV/AIDS



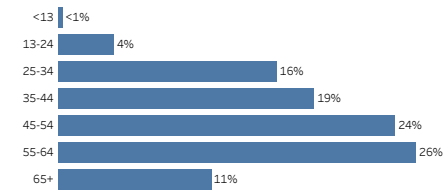
Zip Coalition 3 Persons Living with Diagnosed HIV/AIDS by Sex at Birth



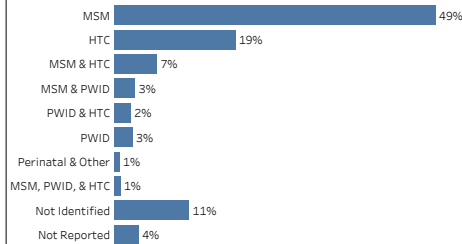
Zip Coalition 3 Persons Living with Diagnosed HIV/AIDS by Race



Zip Coalition 3 Persons Living with Diagnosed HIV/AIDS by Current Age Group



Zip Coalition 3 Persons Living with Diagnosed HIV/AIDS by Exposure Category



Indiana Zero is Possible Dashboard

Zip Coalition
Zip Coalition 3

New Diagnoses

Persons Living

Retained to Care

Viral Suppression

Zip Coalition 3 Persons Living with Diagnosed HIV/AIDS Viral Suppression

923

Persons Living with
HIV/AIDS

728

Retained to HIV
Medical Care

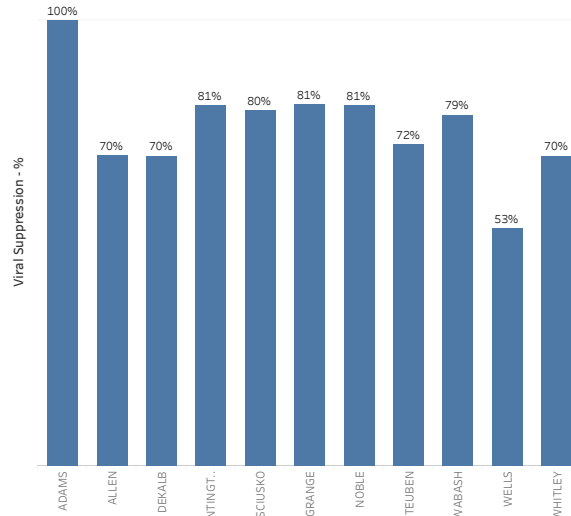
658

Virally Suppressed

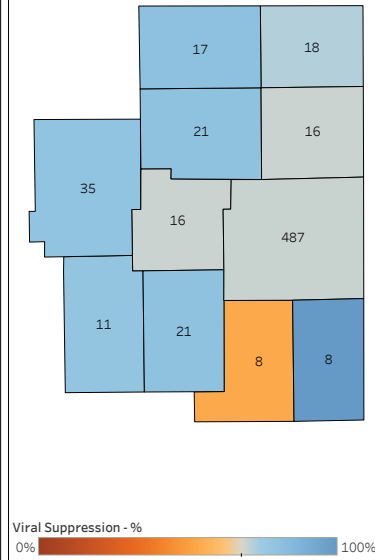
71%

Virally Suppressed

Zip Coalition 3 Persons Virally Suppressed
By Zip Coalition



Viral Suppression Distribution by County



Zip Coalition 3 Persons Virally Suppressed by Sex at Birth



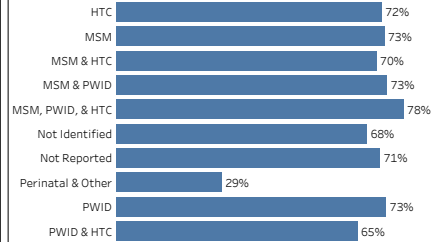
Zip Coalition 3 Persons Virally Suppressed by Race



Zip Coalition 3 Persons Virally Suppressed by Age Group



Zip Coalition 3 Persons Virally Suppressed by Exposure Category



Indiana Zero is Possible Dashboard

Zip Coalition
Zip Coalition 3

New Diagnoses

Persons Living

Retained to Care

Viral Suppression

Zip Coalition 3 Persons Living with Diagnosed HIV/AIDS Retained to Care

923

Persons Living with
HIV/AIDS

728

Retained to HIV
Medical Care

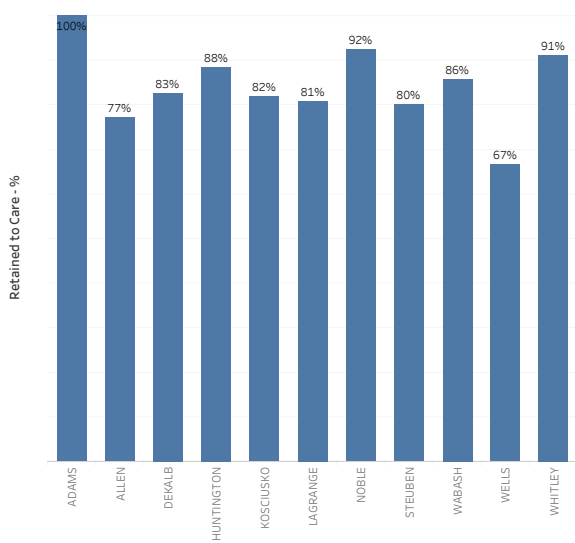
79%

Retained to HIV
Medical Care

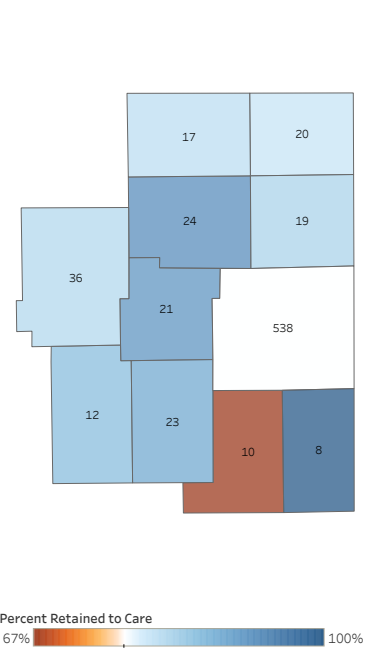
71%

Virally Suppressed

Zip Coalition 3 Persons Retained to HIV Medical Care
By Zip Coalition



Retained to HIV Medical Care Distribution by County



Zip Coalition 3 Persons Retained to Medical Care by Sex at Birth



Zip Coalition 3 Persons Retained to Medical Care by Race



Zip Coalition 3 Persons Retained to Medical Care by Age Group



Zip Coalition 3 Persons Retained to Medical Care by Exposure Category

